





AC-6 kg AC-15 kg AC-30 kg	dimens. 300 x 300 mm	Euro	200,00
AC-60 kg AC-120 kg	dimens. 400 x 400 mm	Euro	250,00
AC-150 kg AC-300 kg	dimens. 600 x 600 mm	Euro	430,00
AC-600 kg	dimens. 800 x 800 mm	Euro	700,00
Maggiorazione per portate fuori standard / Additional price for non-standard platforms				+ Euro	100,00
Approvazione ATEX  II 1 G  II 2 D (zone 0-1-2-21-22) / ATEX approved (zone 0-1-2-21-22)				Euro	10,00

APPROVAZIONE  R60 C3

A richiesta, per AC 6, 15, 30, 150, 300 kg versione approvata
 On request, for AC 6, 15, 30, 150, 300 kg version approved  R60 C4



- STRUTTURA IN TUBOLARI IN ACCIAIO VERNICIATO
- PIANO DI CARICO IN ACCIAIO INOX AISI 304 APPOGGIATO
- CELLA DI CARICO IN LEGA D'ALLUMINIO
- PIEDINI IN ACCIAIO ZINCATO E POLIAMMIDE
- PAINTED STEEL TUBULAR STRUCTURE
- AISI 304 STAINLESS STEEL LOADING TOP (laid)
- OFF-CENTER ALUMINIUM LOAD CELL
- GALVANIZED STEEL & POLYAMID FEET

Dimensions (mm)

	Celle di carico (Load Cells)	A	B	C	D	E	F	G	Peso
AC kg 6, 15, 30	10 - 20 - 50 kg	300	310	125	240	55	1,5	60	8 kg
AC kg 60, 120	100 - 200 kg	400	410	130	340	55	1,5	70	11 kg
AC kg 150, 300	200 - 500 kg	600	610	155	540	55	2	90	24 kg
AC kg 600	1000 kg	800	815	185	740	55	2	100	61 kg

	AC 15 - 120 kg	AC 150 - 300 kg	AC 600 kg
SCHERMO (SHIELD)			
+ SEGNALE (+SIGNAL)	VERDE (GREEN)	VERDE (GREEN)	BLU (BLUE)
+ ALIMENT. (+EXCIT.)	ROSSO (RED)	ROSSO (RED)	ROSSO (RED)
* + SENSE (+SENSE)	BLU (BLUE)	BLU (BLUE)	MARRONE (BROWN)
- SEGNALE (-SIGNAL)	BIANCO (WHITE)	BIANCO (WHITE)	BIANCO (WHITE)
- ALIMENT. (-EXCIT.)	NERO (BLACK)	NERO (BLACK)	GIALLO (YELLOW)
* - SENSE (-SENSE)	MARRONE (BROWN)	GIALLO (YELLOW)	NERO (BLACK)

* Dove previsto (where provided)